

PFX-3512

FLOOD LIGHT



90W&120W



40W&65W



15W&27W



DESCRIPTION

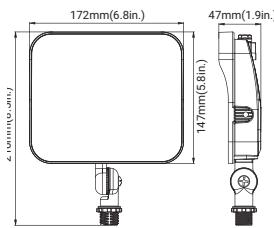
PFX-3512 aims to provide customers with an economical, efficient, flexible and long-life floodlight. The low-profile and stylish exterior design can be well integrated into various architectural environments. Available in three sizes and multiple lumen packages from 15W-120W, this product also achieves up to 161lm/W efficiency. At the same time, it takes into account the functions of light control, CCT & Power adjustable, which can save energy to the greatest extent and facilitate customer stocking. Reliable IP65 structural design, PFX-3512 is very suitable for general flood lighting of courtyards, driveways, buildings, billboards, etc.

FEATURES

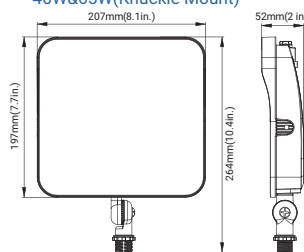
- Die-cast aluminum optimizes the best heat dissipation management as the main part of the fixture, which effectively improves the LED efficiency.
- Durable surface coating powder spraying and fully sealed tempered glass can extend the durability of the fixture.
- Optics (NEMA Type): 7Hx7V.
- Scalable Lumen Packages from 2,050 to 19,000 Lumens.
- The use of advanced refraction and reflection optical design concepts provides an optimal combination of vertical and horizontal illumination.
- The heat-resistant and impact-resistant toughened glass maximizes light extraction while obtaining a great night appearance.

DIMENSION (INCHES)

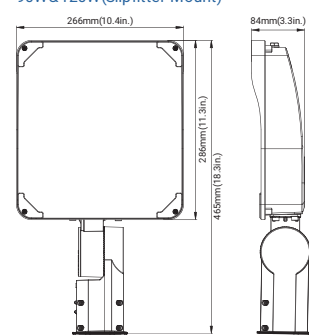
15W&27W(Knuckle Mount)



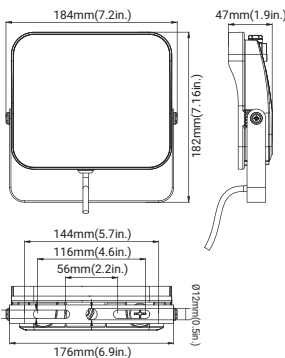
40W&65W(Knuckle Mount)



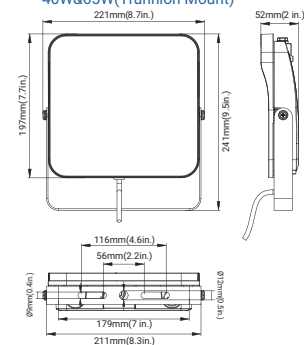
90W&120W(Slipfitter Mount)



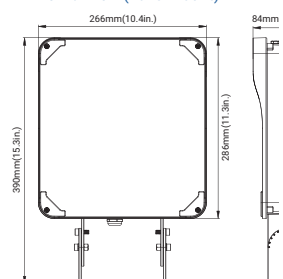
40W&65W(Trunnion Mount)



40W&65W(Trunnion Mount)



90W&120W(Yoke Mount)



Disclaimer:
Due to the rapid pace of technology change in the Lighting industry, the Information and Data presented in this spec sheet is for reference purpose the order or design. PARAFLEX does not warrant or represent that the information is free from errors or omission. The information may change without notice and PARAFLEX is not in any way liable for the accuracy of any information printed and stored or in any way interpreted or used.

PFX-3512
FLOOD LIGHT



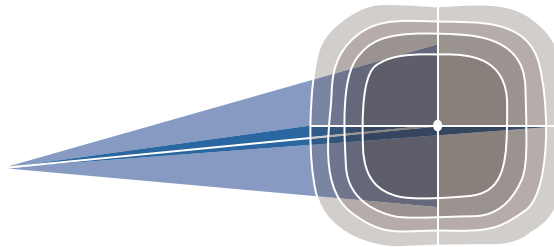
ORDERING GUIDE

Example: PFX-351240W27VDDKYYYYYY

Fixture Type	Wattage	Voltage	CCT	Finish	Photocell (Option)	Mounting	Nema	Internal Code
PFX-3512 Flood Light series	15 15W 27 27W 40 40W 65 65W 90 90W 120 120W	27V 120-277V	DDK ³ Adjustable color temperature	D Dark Bronze B Black W White	P With Photocell Blank Without Photocell	TR ¹ Trunnion KN ¹ Knuckle YK ² Yoke SP ² Slipfitter	B77 7Hx7V	Blank Alphanumeric

Note : 1. 15W,27W,40W,65W only suitable for knuckle and trunnion. 2. 90W,120W only suitable for slipfitter and yoke. 3 CCT Adjustable (3000K/4000K/5000K).

PHOTOMETRICS



ACCESSORY



Photocell (Option)

Optional photocell allows for security and energy saving

Optics

A high-reflective white reflector and tempered glass are used to shape the 7Hx7V light type. At the same time, the integrated visor that comes with the cover can reduce glare very well.



Housing

One-piece die-cast aluminum housing with optimal thermal management both enhances LED efficacy and extends fixture's life.

Mounting

PFX-3512 have a powerful 1/2 NPS knuckle mount and also available with either a slipfitter or yoke(trunnion) mount.

Power and CCT controllet

The wattage and CCT can be changed by switch selection on the controller, it easy and very fast to meet the varied requirements.



Disclaimer:
Due to the rapid pace of technology change in the Lighting industry, the Information and Data presented in this spec sheet is for reference purpose the order or design. PARAFLEX does not warrant or represent that the information is free from errors or omission. The information may change without notice and PARAFLEX is not in any way liable for the accuracy of any information printed and stored or in any way interpreted or used.

PFX-3512

FLOOD LIGHT



MOUNTING

1/2" Knuckle Mount(15W/27W/40W/65W)



Trunnion Mount(15W/27W/40W/65W)



Slipfitter Mount(90W/120W)



Yoke Mount(90W/120W)



PERFORMANCE DATA

SYSTEM WATTS	VOLTAGE	IST. TYPE	CRI	LUMENS (3000K)	LPW (3000K)	LUMENS (4000K)	LPW (4000K)	LUMENS (5000K)	LPW (5000K)
15W	120-277V	7Hx7V7	0	2050lm	137 lm/W	2300lm	153 lm/W	2100lm	140 lm/W
27W	120-277V7	Hx7V	70	3500lm	130 lm/W	3800lm	141 lm/W	3600lm	133 lm/W
40W	120-277V	7Hx7V7	0	5700lm	143 lm/W	6000lm	150 lm/W	5800lm	145 lm/W
65W	120-277V	7Hx7V7	0	9200lm1	42 lm/W	9700lm	149 lm/W	9400lm1	45 lm/W
90W	120-277V	7Hx7V7	01	3400lm	149 lm/W	14500lm	161 lm/W	13500lm	150 lm/W
120W	120-277V	7Hx7V7	01	7500lm	146 lm/W	19000lm1	58 lm/W	18000lm	150 lm/W

ADJUSTABLE LUMEN OUTPUT TABLE

SETTING	15W2		7W		40W6		5W		90W		120W	
	SYSTEM WATTS	LUMENS (5000K)	SYSTEM WATTS	LUMENS (5000K)	SYSTEM WATTS	LUMENS (5000K)	SYSTEM WATTS	LUMENS (5000K)	SYSTEM WATTS	LUMENS (5000K)	SYSTEM WATTS	LUMENS (5000K)
100%	16.3	2266	27.233	6723	9.95	8466	5.5	94389	4.35	13982	122.9	18092
80%1	2.63	1790	20.4	2856	29.5	4542	54.3	78246	7.9	105359	8.82	15119
60%1	0.02	1455	15.52	22342	1.94	3356	41.2	5937	50.9	8144	71.28	11206
40%6	.159	43	11.4	1690	14.3	2327	27.5	3963	33	54905	2.8	8581

Disclaimer:
Due to the rapid pace of technology change in the Lighting industry, the Information and Data presented in this spec sheet is for reference purpose the order or design. PARAFLEX does not warrant or represent that the information is free from errors or omission. The information may change without notice and PARAFLEX is not in any way liable for the accuracy of any information printed and stored or in any way interpreted or used.

PFX-3512

FLOOD LIGHT



ELECTRICAL DATA

Number Of Drivers	Driver Current (mA)	Nominal Power (W)	INPUT VOLTAGE (V)	CURRENT (Amps)
1	230	15	120	0.13
		15	208	0.07
		15	240	0.06
		15	277	0.05
1	450	27	120	0.23
		27	208	0.13
		27	240	0.11
		27	277	0.10
1	680	40	120	0.33
		40	208	0.19
		40	240	0.17
		40	277	0.14
1	980	65	120	0.54
		65	208	0.31
		65	240	0.27
		65	277	0.23
1	730	90	120	0.75
		90	208	0.43
		90	240	0.38
		90	277	0.32
1	960	120	120	1.00
		120	208	0.58
		120	240	0.50
		120	277	0.43

Disclaimer:
Due to the rapid pace of technology change in the Lighting industry, the Information and Data presented in this spec sheet is for reference purpose the order or design. PARAFLEX does not warrant or represent that the information is free from errors or omission. The information may change without notice and PARAFLEX is not in any way liable for the accuracy of any information printed and stored or in any way interpreted or used.