

PFX-3201

FLEXIBLE LED POST TOP



FEATURES

IP66 HEAVY-DUTY HOUSING

The ZSL is constructed with Die Cast Aluminum End-Caps and Individually sealed LED Modules to create a Heavy-Duty Housing

FLEXIBLE LIGHT OUTPUT CONFIGURATIONS

Extensive offering of Wattage, Optics and CT options allow the ZSL to meet a wide-range of project requirements

EASY TO INSTALL MOUNTING HARDWARE

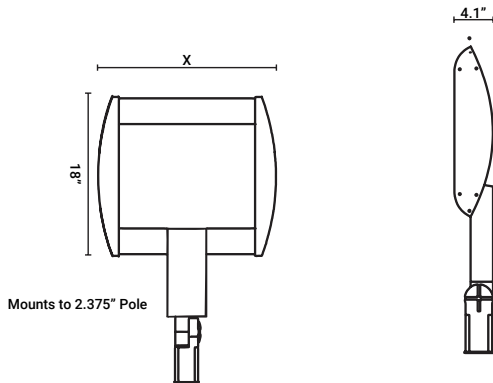
The ZSL comes standard with an Integral Slip Fitter engineered to be installed on a 2.375" Diameter Pole

120-277V STANDARD

PRODUCT APPLICATIONS

- Parking Lots
- Plazas
- Walkways
- Playgrounds
- Streetscapes
- Parks & Recreational Fields

DIMENSION (INCHES)



SPECIFICATIONS

WATTAGE	DELIVERED LUMENS	EFFICACY	MODULES	X WIDTH
60W	7,380 LM	123 LM/W	2	10.7"
100W	12,300 LM	123 LM/W	3	13.5"
120W	14,760 LM	123 LM/W	4	16.3"
150W	18,450 LM	123 LM/W	5	19.1"
200W	24,600 LM	123 LM/W	6	21.9"
250W	30,750 LM	123 LM/W	7	24.7"
300W	36,900 LM	123 LM/W	8	27.5"

ORDERING GUIDE

Sample Part ZSL - 100W - 40K - 80D - BZ - PC - D1

MODEL	WATTAGE	CCT	OPTICS	HOUSING COLOR	OPTIONS & ACCESSORIES
PFX-3201	60W 60 WATTS 100W 100 WATTS 120W 120 WATTS 150W 150 WATTS 200W 200 WATTS 250W 250 WATTS 300W 300 WATTS	30K 3000K - WARM WHITE 40K 4000K - NEUTRAL WHITE 50K 5000K - COOL WHITE 57K 5700K - DAYLIGHT	T1 TYPE I T2 TYPE II T3 TYPE III T4 TYPE IV 20D TYPE V - 20° BEAM ANGLE 40D TYPE V - 40° BEAM ANGLE 80D TYPE V - 80° BEAM ANGLE 170D TYPE V - 170° BEAM ANGLE	BZ BRONZE (STANDARD) WH WHITE BL BLACK SL SILVER	PC 3 PIN 120V-277V PHOTOCELL MS1 MOTION SENSOR WITH DIMMING MS2 MOTION SENSOR ON/OFF ONLY D1 0-10V DIMMING SGS SIDE GLARE SHIELD SET (Factory Installed only) FBGS FRONT & BACK GLARE SHIELD (Factory Installed only) WG PROTECTIVE WIRE GUARD EM EMERGENCY BATTERY BACKUP NC1 NETWORK CONTROLS FOR ZIGBEE V1* 480/347V INPUT (120-277V STANDARD) *NOT AVAILABLE WITH A PHOTOCELL, EM OR MOTION SENSOR

Disclaimer:

Due to the rapid pace of technology change in the Lighting industry, the Information and Data presented in this spec sheet is for reference purpose the order or design. PARAFLEX does not warrant or represent that the information is free from errors or omission. The information may change without notice and PARAFLEX is not in any way liable for the accuracy of any information printed and stored or in any way interpreted or used.

PFX-3201

FLEXIBLE LED POST TOP



PRODUCT SPECIFICATIONS (CONT.)

IP66 HOUSING

Body is comprised of heavy duty die cast end caps with extruded aluminum sides connecting them. As the fixture increases in wattage, the extruded portions become longer to accommodate additional LED modules. The driver is housed inside one of the end caps. Since the LED modules and driver are all individually sealed, the entire fixture is vented to improve thermal dissipation. A 6' 18/3 power supply cord is standard on all models.

IP66 OPTICS

The LED modules are individually sealed, with each board mounted directly to a heat-sink and lens

LENS CONSTRUCTION

The lens is made of molded acrylic and also acts as the primary optic for the fixture

DIMENSIONS

Fixed size for the end caps, variable size depending on wattage (number of modules) for the extruded sides

FINISH

Exterior rated powder coat. Available in standard Bronze, Silver, White, Black, or in a Custom Color

WARRANTY

10-Year Limited Warranty

LEDS

Nichia High-Power LEDs

DRIVER

Meanwell HLG Series Driver mounted with screws onto a raised rib casting within the luminaires end-caps; Contact factory for specifications.

EMERGENCY BATTERY BACKUP

Optional EM Battery Backup available on some configurations. Contact Factory for details.

MOTION SENSOR

Motion Sensor On/Off & Motion sensor with dimming (Bi-Level Dimming) available as options.

VOLTAGE

120-277V Input Standard, 347V/480V Input Available. THD <20% Power Factor >90%

DIMMING

0-10V Dimmable Driver is available as an option.

CONTROLS

Zigbee Connectivity is Available as an Option

OPERATING TEMPERATURE

-20C to 40C.

LUMEN MAINTENANCE

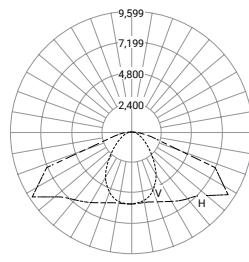
L70 Rating of over 150,000 Hours up to 40C

PHOTOMETRICS

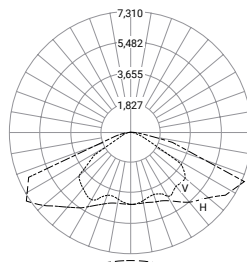
AXIAL DIAGRAMS:

150W-40K

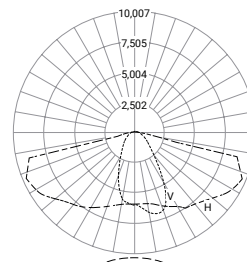
V: Front View
H: Side View



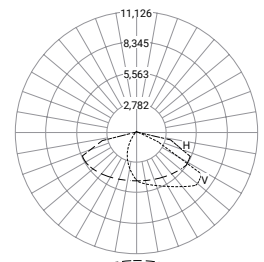
T1 - IES TYPE I DISTRIBUTION



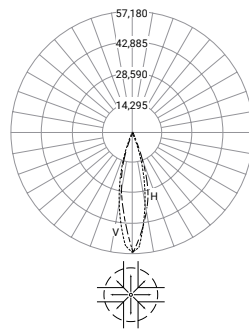
T2 - IES TYPE II DISTRIBUTION



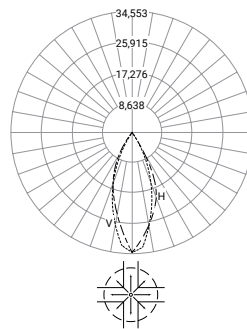
T3 - IES TYPE III DISTRIBUTION



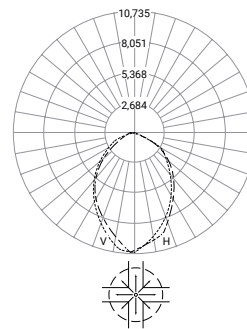
T4 - IES TYPE IV DISTRIBUTION



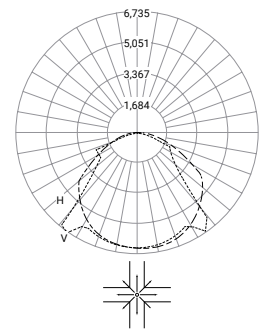
20D - IES TYPE V DISTRIBUTION - 20° BEAM ANGLE



40D - IES TYPE V DISTRIBUTION - 40° BEAM ANGLE



80D - IES TYPE V DISTRIBUTION - 80° BEAM ANGLE



70D - IES TYPE V DISTRIBUTION - 170° BEAM ANGLE

FOR ADDITIONAL INFORMATION PLEASE DOWNLOAD IES FILES FROM WEBSITE

Disclaimer:

Due to the rapid pace of technology change in the Lighting industry, the Information and Data presented in this spec sheet is for reference purpose the order or design. PARAFLEX does not warrant or represent that the information is free from errors or omission. The information may change without notice and PARAFLEX is not in any way liable for the accuracy of any information printed and stored or in any way interpreted or used.

PFX-3201

FLEXIBLE LED POST TOP



ACCESSORIES

HORIZONTAL TENON POLE FITTERS



180° TWIN HORIZONTAL 2 3/8" TENON FOR SQUARE POLES

4" - 2HT180D4
5" - 2HT180D5



90° TWIN HORIZONTAL 2 3/8" TENON FOR SQUARE POLES

4" - 2HT90D4
5" - 2HT90D5



90° TRIPLE HORIZONTAL 2 3/8" TENON FOR SQUARE POLES

4" - 3HT90D4



90° QUAD HORIZONTAL 2 3/8" TENON FOR SQUARE POLES

4" - 4HT90D4
5" - 4HT90D5

BULL HORNS



180° DOUBLE BULLHORN 2 3/8" TENON

4" & 5" - 2BH180D



180° TRIPLE BULLHORN 2 3/8" TENON

4" & 5" - 3BH180D



180° QUAD BULLHORN 2 3/8" TENON

4" - 4BH180D



180° TWIN VERTICAL 2 3/8" TENON FOR SQUARE POLES

4" - 2VT4
5" - 2VT5



180° TRIPLE VERTICAL 2 3/8" TENON FOR SQUARE POLES

4" - 3VT4
5" - 3VT5



180° QUAD VERTICAL 2 3/8" TENON FOR SQUARE POLES

4" - 4VT1804



90° QUAD VERTICAL 2 3/8" TENON FOR SQUARE POLES

4" - 4VT904
5" - 4VT905

WALL MOUNTING BRACKETS



WALL MOUNT BRACKET

4" & 5" - 1WMB



WALL MOUNT 90° BRACKET

4" & 5" - 1WMB90D



SINGLE VERTICAL 2 3/8" TENON FOR SQUARE POLES

4" - 1VT4
5" - 1VT5

VERTICAL TENON POLETOP FITTERS

ROUND POLE ADAPTERS



ROUND POLE ADAPTER

RPA01



ROUND POLE CLAMP

RPC01

Disclaimer:

Due to the rapid pace of technology change in the Lighting industry, the Information and Data presented in this spec sheet is for reference purpose the order or design. PARAFLEX does not warrant or represent that the information is free from errors or omission. The information may change without notice and PARAFLEX is not in any way liable for the accuracy of any information printed and stored or in any way interpreted or used.