

Description

The round poles are constructed of high-strength carbon steel and designed for top mounted luminaries with a 2.36" diameter tenon top (mounting brackets sold separately). Poles are stocked in 20' and 22' lengths in a durable galvanized black finish. Poles include anchor bolts, template, base plate cover and hand hole cover.

Construction


- Single piece welded shaft fabricated from ASTM A595 Grade A carbon steel (Q235B) with a guaranteed minimum yield strength of 34,000 PSI. construction with a full-length, longitudinal weld
- Base plates are carbon steel (ASTM A36) with a guaranteed minimum yield strength of 34,000 PSI.
- Anchor bolts are fabricated from ASTM F1554 GR.55 and are "L" formed bars having a minimum yield strength of 55,000 P.S.I. The bolts are partially galvanized per ASTM A153 specifications and furnished complete with 2 hex nuts and 2 plate washers
- Poles have a durable galvanized black polyester powder coat finish

Installation

- Pole includes easily secured 2-piece base plate cover, reinforced cast-iron hand hole cover with ground screw, anchor bolts, and bolt circle template

Warranty

- 1 Year limited warranty



Ordering Information & Specs at a Glance


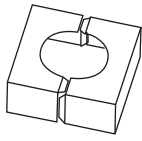
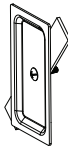
Catalog Number	Height Feet	Nominal Shaft Dimensions	Wall Thickness	Bolt Circle	Bolt Circle (Range)	Base Plate Square	Anchor Bolt Size	Pole Weight
9200-4-10-20-BLK-GLV-T2	20 ft.	4"	0.128"	9"	8" - 11"	10.5"	3/4"x 30"x 4"	132 lbs
9200-5-11-20-BLK-GLV-T2	20 ft.	5"	0.116"	11.5"	11" - 12"	11"	1"x 36"x 4"	152 lbs
9200-5-11-22-BLK-GLV-T2	22 ft.	5"	0.116"	11.5"	11" - 12"	11"	1"x 36"x 4"	165 lbs

Anchor bolts :

7601 - Set of 4, 3/4"x 30" (included with 4" pole)

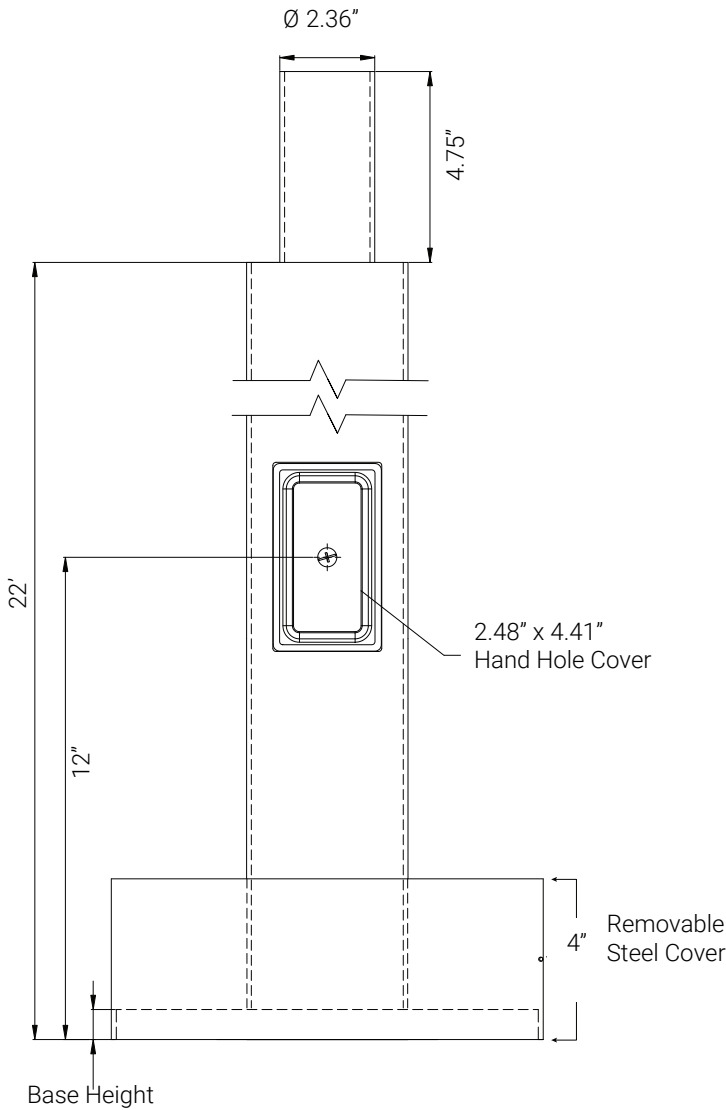
7602 - Set of 4, 1"x 36" (included with 5" pole)

Included Accessories

 <p>Anchor Bolts 3/4" x 30" - 4" poles 1" x 36" - 5" poles</p>	 <p>Removable Base Cover</p>	 <p>Hand Hole Cover</p>
--	--	---

Dimensions

Height	Shaft Dia	Base Height
20'	4"	0.75"
20'	5"	1"
22'	5"	1"



Mounting Accessories (sold separately):



7801



7802



7803



7804

Round Steel Poles

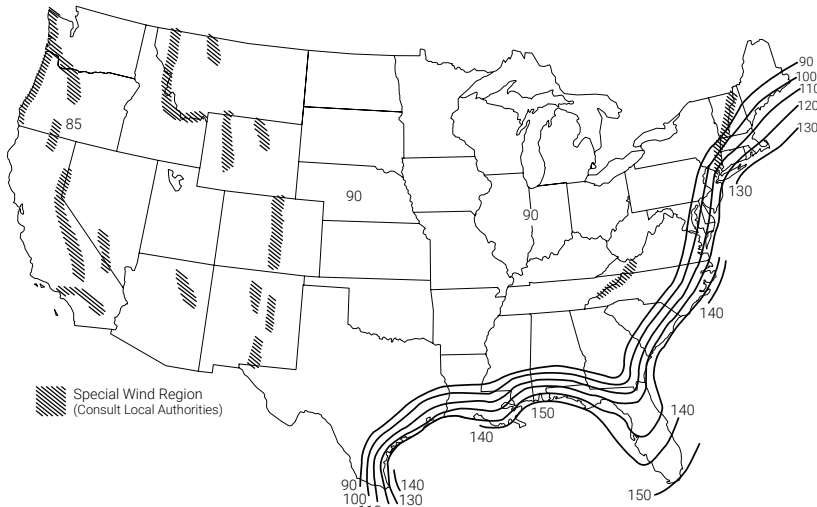
PROJECT

DATE

TYPE

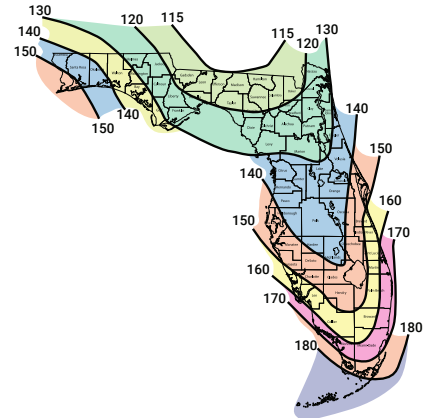
NOTES

ASCE7-05 WIND MAP



HAWAII –105 mph
PUERTO RICO – 145 mph

FLORIDA REGION WIND MAP



Florida region wind map above is based upon 3-second gust winds and the 2017 Florida Building Code

Allowable Wind Loading (AASHTO)

Catalog Number	Mounting Height (ft)	100 mph	110 mph	120 mph	130 mph	Anchor Bolt	
		EPA (ft²)	EPA (ft²)	EPA (ft²)	EPA (ft²)	Diameter (in)	Length (in)
9200-4-G10-20-GALV-BK	20	8.1	6.0	4.6	3.8	0.75	30
9200-5-G11-20-GALV-BK	20	12.0	10.0	8.3	6.9	1.00	36
9200-5-G11-22-GALV-BK	22	10.2	8.2	6.6	5.5	1.00	36

- Applications: Lighting installations for side and top mounting of luminaires with an effective projected area (EPA) not exceeding maximum allowable loading of the specified pole in its installed geographic location.
- Allowable EPA, to determine max pole loading weight, multiply allowable EPA by 30 lbs.
- The Wind Maps are intended only as a general guide. Always consult local authorities to determine maximum wind velocities, gusting and unique wind conditions for each specific application.
- Allowable pole EPA for jobsite wind conditions must be equal to or greater than the total EPA for fixtures, arms, and accessories to be assembled to the pole. The responsibility lies with the specifier for correct pole selection. Installation of poles without luminaires or attachment of any unauthorized accessories to poles is discouraged and shall void the manufacturer's warranty.
- Wind speeds and listed EPAs are for ground-mounted installations. Poles mounted on structures (such as bridges and buildings) must consider vibration and coefficient of height factors beyond this general guide; Consult local and federal standards.
- Wind induced vibration brought on by steady, unidirectional winds and other unpredictable aerodynamic forces are not included in wind velocity ratings.
- Extreme wind events like hurricanes, typhoons, cyclones, or tornadoes may expose poles to flying debris, wind shear or other detrimental effects not included in wind velocity ratings. Due to our continued efforts to improve our products, product specifications are subject to change without notice.
- Factory supplied template must be used when setting anchor bolts. Paraflex will deny any warranty claim for incorrect anchorage placement resulting from failure to use factory supplied template and anchor bolts.
- For the diameter and depth of concrete pads for anchor bolts, please consult a qualified engineer.

PARAFLEX does not warrant or represent that the information is free from errors or omission. The information may change without notice and PARAFLEX is not in any way liable for the accuracy of any information printed and stored or in any way interpreted or used.

9500 POLE ACCESSORIES

Please check with factory for availability and lead-time.

PRODUCT SPECIFICATIONS (CONT.)

REV: 02 2020

HORIZONTAL TENON POLE FITTERS



180° TWIN HORIZONTAL 2 3/8" TENON FOR SQUARE POLES
9501 (FOR 4" SQUARE POLE)
9502 (FOR 5" SQUARE POLE)



90° TWIN HORIZONTAL 2 3/8" TENON FOR SQUARE POLES
9503 (FOR 4" SQUARE POLE)
9504 (FOR 5" SQUARE POLE)



90° TRIPLE HORIZONTAL 2 3/8" TENON FOR SQUARE POLES
9505 (FOR 4" SQUARE POLE)



90° QUAD HORIZONTAL 2 3/8" TENON FOR SQUARE POLES
9506 (FOR 4" SQUARE POLE)
9507 (FOR 5" SQUARE POLE)

BULL HORNS



180° DOUBLE BULLHORN 2 3/8" TENON
9508



180° TRIPLE BULLHORN 2 3/8" TENON
9509



180° QUAD BULLHORN 2 3/8" TENON
9510



180° TWIN VERTICAL 2 3/8" TENON FOR SQUARE POLES
9511 (FOR 4" SQUARE POLE)
9512 (FOR 5" SQUARE POLE)



180° TRIPLE VERTICAL 2 3/8" TENON FOR SQUARE POLES
9513 (FOR 4" SQUARE POLE)
9514 (FOR 5" SQUARE POLE)



180° QUAD VERTICAL 2 3/8" TENON FOR SQUARE POLES
9515 (FOR 4" SQUARE POLE)



90° QUAD VERTICAL 2 3/8" TENON FOR SQUARE POLES
9516 (FOR 4" SQUARE POLE)
9517 (FOR 5" SQUARE POLE)

VERTICAL TENON POLE TOP FITTERS



SINGLE VERTICAL 2 3/8" TENON FOR SQUARE POLES
9520 (FOR 4" SQUARE POLE)
9521 (FOR 5" SQUARE POLE)



SINGLE ARM STEEL FITS 2 3/8" TENON (BLACK COLOR)
9523



180° TWIN ARM STEEL FITS 2 3/8" TENON (BLACK COLOR)
9524



90° TWIN ARM STEEL FITS 2 3/8" TENON (BLACK COLOR)
9525



90° QUAD ARM STEEL FITS 2 3/8" TENON (BLACK COLOR)
9526

WALL MOUNTING BRACKETS



WALL MOUNT BRACKET FITS 2 3/8" TENON
9519



WALL MOUNT 90° BRACKET FITS 2 3/8" TENON
9518



ROUND POLE ADAPTER
9522 (FOR 4" SQUARE POLE)

PARAFLEX does not warrant or represent that the information is free from errors or omission. The information may change without notice and PARAFLEX is not in any way liable for the accuracy of any information printed and stored or in any way interpreted or used.