

## Applications:

Suitable for commercial, retail and institutional applications including gymnasiums, factories and warehouses.

## Features

- Visual comfortable light comes from a simple contour.
- Best choice for replacing fluorescent lamps with high efficacy.
- Voltage is 120-277V & 347/480V.
- Optional prismatic diffuser reduces glare light toughly.
- Optional frosted diffuser delivers best light uniformity.
- PIR sensor is optional and supports Emergency Battery.
- Standard 1-10V dimming.
- Optional for Power Adjustable.
- Steel wire rope(included), pendant or surface mounting available.
- Projected lifespan of 50,000 hrs.
- Operating temperature is -40°C to 50°C(-40°F to 122°F).
- **Note:** Operating temperature range with emergency battery: 0°C to 50°C (+32°F - +122°F).
- UL/cUL damp location listed and DLC qualified.

Note: DesignLights Consortium™ Qualified and classified for DLC Standard (all lumen packages), refer to [www.designlights.org](http://www.designlights.org) for details.



90W/130W



175W/210W



270W/300W



### Diffuser Panel

3 types of diffusers are available:  
Semi-frosted diffuser for max lumens;  
Prismatic diffuser for least glare light;  
Frosted diffuser for best light uniformity.

### Emergency Battery (Optional)

Work during power outages, for emergency lighting.

### Threaded Conduit

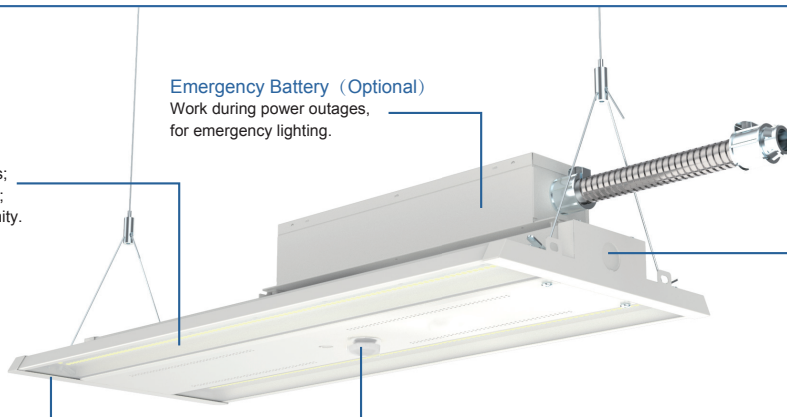
Support wires coming from the hole for easier wire connections.

### Housing

Advanced thermal management aluminum alloy with white coat finish. Available for pendant mount or sling mount.

### PIR Sensor (Optional)

Optional PIR sensor allows for security and energy saving.



# DIFFUSER OPTIONS



Semi-frosted Diffuser (High efficacy)  
\*Default\*



Prismatic Diffuser (Low glare)



Frosted Diffuser (Soft light)

# PERFORMANCE DATA

SYSTEM WATTS	VOLTAGE	LENS	LUMENS 4000K(70CRI	LPW 4000K(70CRI	LUMENS 5000K(70CRI	LPW 5000K(70CRI
90W	120-277VAC 347-480VAC	Semi-frosted Diffuser	12700lm	141 lm/W	12700lm	141 lm/W
		Prismatic Diffuser	12100lm	134 lm/W	12100lm	134 lm/W
		Frosted Diffuser	11700lm	130 lm/W	11700lm	130 lm/W
130W	120-277VAC	Semi-frosted Diffuser	18600lm	143 lm/W	18600lm	143 lm/W
		Prismatic Diffuser	17600lm	135 lm/W	17600lm	135 lm/W
		Frosted Diffuser	17200lm	132 lm/W	17200lm	132 lm/W
145W	347/480VAC	Semi-frosted Diffuser	19100lm	132 lm/W	19200lm	132 lm/W
		Prismatic Diffuser	18800lm	130 lm/W	18800lm	130 lm/W
		Frosted Diffuser	18500lm	128 lm/W	18500lm	128 lm/W
175W	120-277VAC	Semi-frosted Diffuser	25000lm	143 lm/W	25000lm	143 lm/W
		Prismatic Diffuser	23500lm	134 lm/W	23500lm	134 lm/W
		Frosted Diffuser	23000lm	131 lm/W	23000lm	131 lm/W
185W	347/480VAC	Semi-frosted Diffuser	25300lm	137 lm/W	25300lm	137 lm/W
		Prismatic Diffuser	24700lm	134 lm/W	24700lm	134 lm/W
		Frosted Diffuser	24000lm	130 lm/W	24000lm	130 lm/W
210W	120-277VAC	Semi-frosted Diffuser	30600lm	146 lm/W	30600lm	146 lm/W
		Prismatic Diffuser	28000lm	133 lm/W	28000lm	133 lm/W
		Frosted Diffuser	27500lm	131 lm/W	27500lm	131 lm/W
220W	347/480VAC	Semi-frosted Diffuser	31000lm	141 lm/W	31000lm	141 lm/W
		Prismatic Diffuser	29200lm	133 lm/W	29200lm	133 lm/W
		Frosted Diffuser	28500lm	130 lm/W	28500lm	130 lm/W
270W	120-277VAC	Semi-frosted Diffuser	37000lm	137 lm/W	37000lm	137 lm/W
		Prismatic Diffuser	35200lm	130 lm/W	35200lm	130 lm/W
		Frosted Diffuser	34400lm	127 lm/W	34400lm	127 lm/W
278W	347/480VAC	Semi-frosted Diffuser	37500lm	135 lm/W	37500lm	135 lm/W
		Prismatic Diffuser	36000lm	129 lm/W	36000lm	129 lm/W
		Frosted Diffuser	35300lm	127 lm/W	35300lm	127 lm/W
300W	120-277VAC	Semi-frosted Diffuser	41500lm	138 lm/W	41500lm	138 lm/W
		Prismatic Diffuser	40000lm	133 lm/W	40000lm	133 lm/W
		Frosted Diffuser	39000lm	130 lm/W	39000lm	130 lm/W
310W	347/480VAC	Semi-frosted Diffuser	42000lm	135 lm/W	42000lm	135 lm/W
		Prismatic Diffuser	40000lm	133 lm/W	40000lm	133 lm/W
		Frosted Diffuser	39000lm	130 lm/W	39000lm	130 lm/W

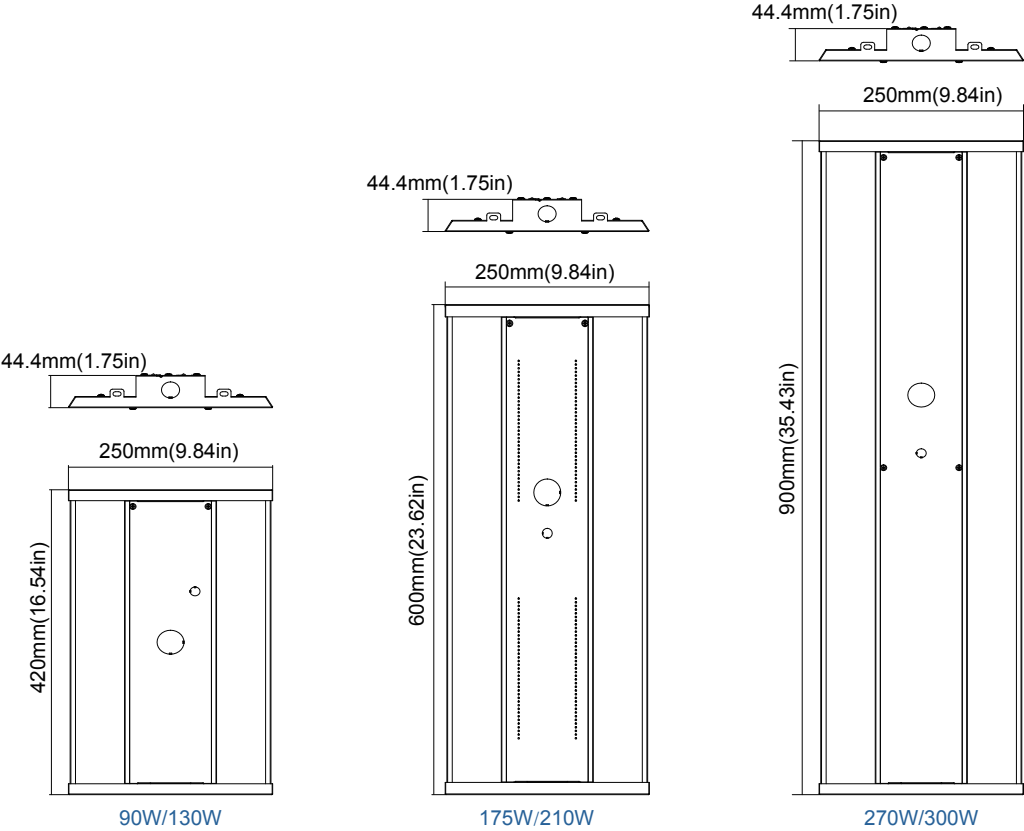
ELECTRICAL DATA

Number Of Drivers	Driver Current (mA)	Nominal Power (W)	INPUT VOLTAGE (V)	CURRENT (Amps)
1	850	90	120	0.75
		90	208	0.43
		90	240	0.38
		90	277	0.32
1	2400	90	347	0.26
		90	480	0.19
1	1200	130	120	1.08
		130	208	0.63
		130	240	0.54
		130	277	0.47
		145	347	0.42
		145	480	0.30
1	1060	175	120	1.46
		175	208	0.84
		175	240	0.73
		175	277	0.63
		185	347	0.53
		185	480	0.39
1	1060	210	120	1.75
		210	208	1.01
		210	240	0.88
		210	277	0.76
		220	347	0.63
		220	480	0.46
2	2400	270	120	2.25
		270	208	1.30
		270	240	1.13
		270	277	0.97
		278	347	0.80
		278	480	0.58
2	2400	300	120	2.50
		300	208	1.44
		300	240	1.25
		300	277	1.08
		310	347	0.89
		310	480	0.65

DIMENSION

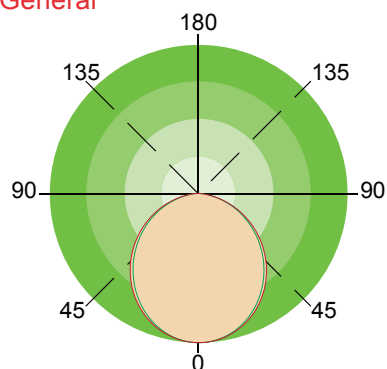
unit: inch/mm

Weight:  
90W: 4.63lb  
130W: 4.63lb  
175W: 5.67lb  
210W: 5.80lb  
270W/300W: 9.02lb




## PHOTOMETRICS

### General



## ACCESSORY



## ORDERING GUIDE

Example: PFX-5212 210W27V50KCDMBS1

Fixture Type	Wattage	Voltage	CCT	Lens	Sensor (Option)	Backup Battery (Option)	Surge Protector	Internal Code
<input type="text"/>	<input type="text"/>	<input type="text"/>	<input type="text"/>	<input type="text"/>	<input type="text"/>	<input type="text"/>	<input type="text"/>	<input type="text"/>
<b>PFX-5212</b> Linear high bay series	<b>90W</b> <b>130W</b> <b>145W</b> <b>175W</b> <b>185W</b> <b>210W</b> <b>220W</b> <b>270W</b> <b>278W</b> <b>300W</b> <b>310W</b>	<b>27V</b> 120-277V <b>48V</b> 347/480V	<b>40K</b> 4000K <b>50K</b> 5000K	<b>CD</b> Semi-frosted Diffuser <b>PD</b> Prismatic Diffuser <b>FD</b> Frosted Diffuser	<b>M</b> PIR Sensor <b>Blank</b> Without Sensor	<b>B</b> Emergency Battery <b>Blank</b> Without Emergency Battery	<b>S</b> With Surge Protector <b>Blank</b> Without Surge Protector	<b>Blank</b> <b>Alphanumeric</b>

Note: 1. Pendant/surface mounting is not supported when an emergency battery is installed.

2. 90W and 130W suit for 8W Emergency Battery; 175W, 210W, 300W suit for 15W Emergency Battery.

3. The Watt is 130W when the voltage is 120-277V, while when it is 347V/480V, the watt is 145W.

4. The Watt is 175W when the voltage is 120-277V, while when it is 347V/480V, the watt is 185W.

5. The Watt is 210W when the voltage is 120-277V, while when it is 347V/480V, the watt is 220W.

6. The Watt is 270W when the voltage is 120-277V, while when it is 347V/480V, the watt is 278W.

7. The Watt is 300W when the voltage is 120-277V, while when it is 347V/480V, the watt is 310W.